

If you have any questions, please contact me at jamie@teachmommyteach.com

Thank you for downloading!

You May:

- use these resources in your own home or classroom for non-commercial use.
- print as many copies as you would like.
- share the website link, <https://teachmommyteach.com/>, where this printable can be found, so that others can download the file.

You May NOT:

- sell, give away, or share a printed copy. Each person should download separately and print.
- print out a copy for multiple teachers, as in an entire school, co-op, or other group. Each teacher should download separately and print.
- link directly to the pdf. Instead, link to the page on <https://teachmommyteach.com/> or <https://teacherspayteacher.com/> where you found the download.
- claim this or any part of this printable as your own.
- alter this printable and claim it as your own.
- host any of the files on your personal or other websites that can be shared with others.
- Upload this resource to any file sharing sites

Credits!! Thank you Speaking of Images and Open Clipart!



<https://www.teacherspayteachers.com/Store/Speaking-Of-Images>



<https://openclipart.org/>

Sight Words First Grade


Book 12: Little Bug

Pre-Reading Worksheets

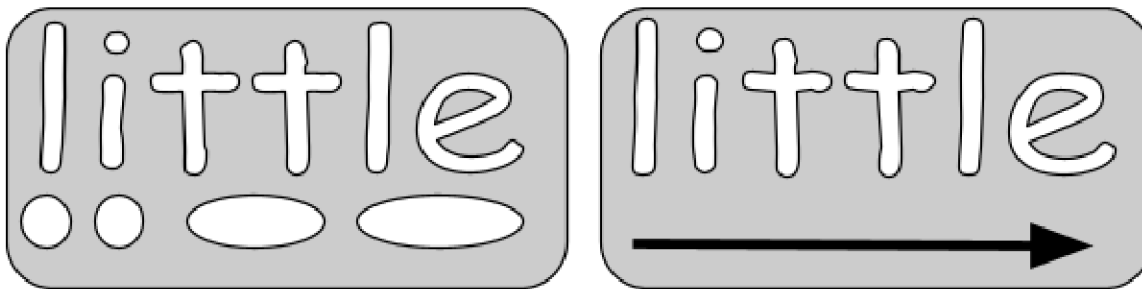
Your child will practice the high-frequency words *he*, *ate*, and *little*. Your child will also practice CVC words, blends, the CK ending, and the SS ending.

Name: _____

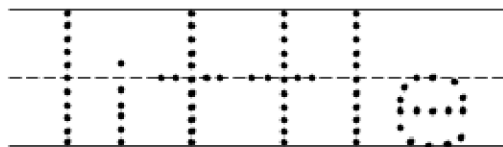
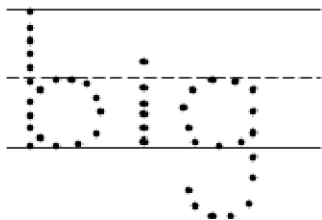
The letters **LE** at the end of words makes a **l sound**. The **E** is silent. Practice saying the **l sound**. The silent e is added because each syllable must have a vowel. The word **LITTLE** has 2 syllables. The first syllable is **LIT**. The second syllable is **TLE**.



Read the following **LE** word. Color the **LE** and draw an x over the **E** to remind yourself that the **E** is silent. Then circle each syllable in the word **LITTLE**. Is there a vowel in each syllable?



Write the word **BIG** under the big bug. Write the word **LITTLE** under the little bug.



Name: _____




Practice reading the following sight words. Color the E in each word because the E will represent the long e sound.



The vowels are A, E, I, O, and U. All of the other letters are consonants. When a word follows a vowel-consonant-letter E pattern, the vowel will represent a long vowel sound and the e will be silent.

The word **ate** can be a difficult word to sound out because it follows the vowel-consonant-letter E pattern. The letter **e** will be silent and the vowel **a** before the consonant **t** will represent the long a vowel sound. Practice sounding out the word **ate** with the pictures below as a guide. Draw an X over the letter **e** because it is silent.

(If your child is having trouble with this pattern, it will be covered much more in the later stages of Bob Books. Do not worry too much about the pattern rule other than exposure at this point.)



Read the following sentences.

She ate an  .

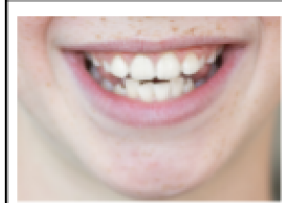
He ate a  .

We ate  .

Name: _____

Match the words to the following long vowel sound.


E



/ē/



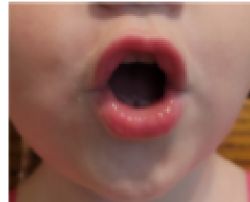
A




/ā/



O



/ō/



I



/ī/



he	rain	I
go	she	so

Sight Words First Grade

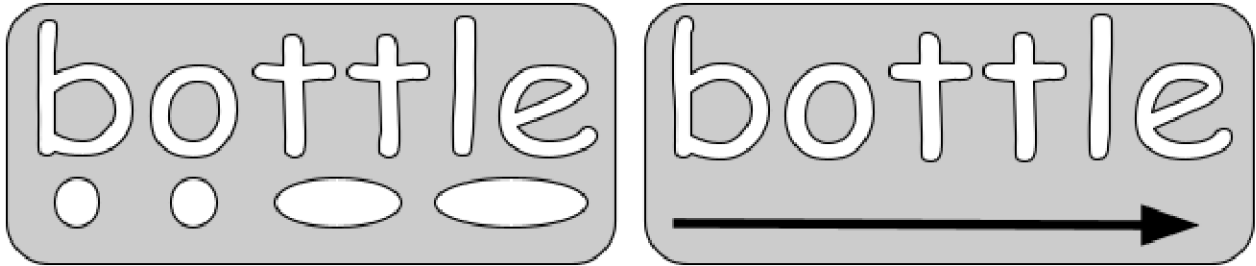
Book 12: Little Bug

Extra Practice

Post-Reading Worksheets


Name: _____

Let's read one more LE word. Sound out the following word.



Practice reading the following short story. Then illustrate the short story.

The tot wants a bottle. The tot is little. The bottle is up on the shelf. He is sad. Mom is big. She gets the bottle. The tot is glad!



Sight Words First Grade

Book 12: Little Bug

Answers


Pre-Reading Worksheets

Your child will practice the high-frequency words *he*, *ate*, and *little*. Your child will also practice CVC words, blends, the CK ending, and the SS ending.


Answers

Name: _____

The letters **LE** at the end of words makes a **l sound**. The **E** is silent. Practice saying the **l sound**. The silent **e** is added because each syllable must have a vowel. The word **LITTLE** has 2 syllables. The first syllable is **LIT**. The second syllable is **TLE**.



Read the following **LE** word. Color the **LE** and draw an x over the **E** to remind yourself that the **E** is silent. Then circle each syllable in the word **LITTLE**. Is there a vowel in each syllable?



Write the word **BIG** under the big bug. Write the word **LITTLE** under the little bug.



big

little

Name: **Answers**




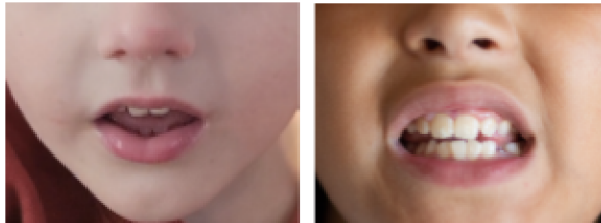
Practice reading the following sight words. Color the E in each word because the E will represent the long e sound.



The vowels are A, E, I, O, and U. All of the other letters are consonants. When a word follows a **vowel-consonant-letter E** pattern, the **vowel** will represent a **long vowel sound** and the **e** will be silent.


The word **ate** can be a difficult word to sound out because it follows the **vowel-consonant-letter E** pattern. The letter **e** will be silent and the vowel **a** before the consonant **t** will represent the **long a vowel sound**. Practice sounding out the word **ate** with the pictures below as a guide. Draw an X over the letter **e** because it is silent.

(If your child is having trouble with this pattern, it will be covered much more in the later stages of Bob Books. Do not worry too much about the pattern rule other than exposure at this point.)



Read the following sentences.

She ate an  .


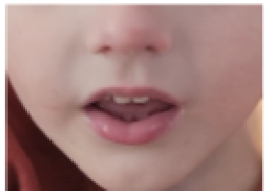
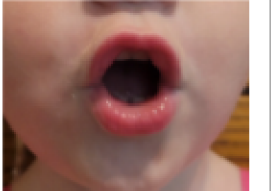



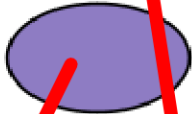

He ate a  .

We ate  .

Answers

Name: _____

Match the words to the following long vowel sound.

E	A	O	I
			
/ē/	/ā/	/ō/	/ī/
			

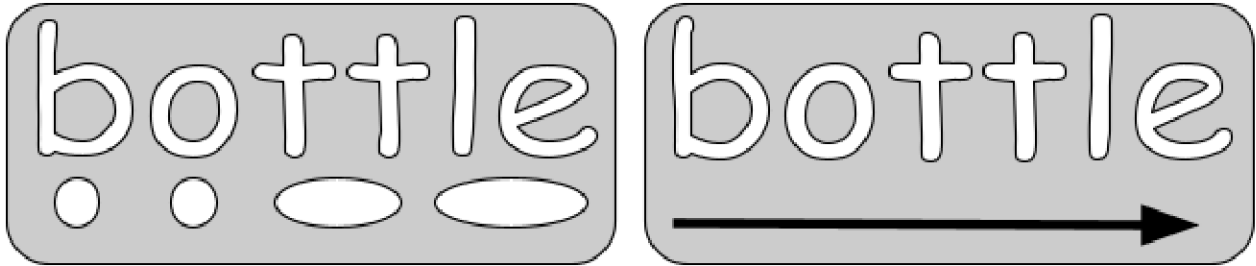
he	rain	I
go	she	so

Sight Words First Grade
Book 12: Little Bug

Answers
Extra Practice
Post-Reading Worksheets

Name: Answers

Let's read one more LE word. Sound out the following word.



Practice reading the following short story. Then illustrate the short story.

The tot wants a bottle. The tot is little. The bottle is up on the shelf. He is sad. Mom is big. She gets the bottle. The tot is glad!

